

Graduate Student Academic Services  
(GSAS)

would like to present


---

Formatting Your Thesis

Title Page

Master's students doing a thesis (courses numbered 910) are required to archive via ETD ProQuest.

<http://dissertations.umi.com/arizona>






Master's student doing a Master's Report (courses numbered 909) should **not** archive via ETD ProQuest.

# Thesis Sample Pages

- It is important that the first two pages of your thesis follow the Graduate College guidelines.
- To assist you we have provided samples of these two pages on [www.grad.arizona.edu](http://www.grad.arizona.edu)

## Master's Samples

- [Thesis Approval/Statement by Author page - Registering Copyright](#) 
- [Thesis Approval/Statement by Author page - Not Registering Copyright](#) 
- [Thesis Title Page](#) 

You can download a Word version of the sample pages and edit it rather than creating these pages yourself.



Sample Thesis Title Page.doc

DOWNLOAD (24.0 KB)

# Thesis Title Page

The title page must be the first page of your thesis.

The first item on the title page should be your thesis title, in all capital letters. The title should be centered.

**WATER RIGHTS IN THE SOUTHWESTERN UNITED STATES, 1940-2005**

by

Charles Johnson

The next items on the title page should be a line for “by” and a line for your name.

WATER RIGHTS IN THE SOUTHWESTERN UNITED STATES, 1940-2005

by

Charles Johnson

These should also be centered but not in all capital letters.

You should include a rule line 1 inch below your name on the title page.

by

Charles Johnson

---

Even if you will not be filing for copyright via ETD ProQuest please include the copyright information below the rule line on your title page.

by

Charles Johnson

---

Copyright © Charles Johnson 2016

Make sure to put the year of your expected graduation, not necessarily 2016.



You can create the copyright symbol by typing the following:

(C)

Leave an empty line after the copyright information.

The next item on the title page should be the words: “A Thesis Submitted to the Faculty of the”

---

Copyright © Charles Johnson 2016

**A Thesis Submitted to the Faculty of the**

Please follow the capitalization on the sample page (capital “A”, “T”, “S” and “F”).

Please ensure this is centered aligned.

Enter the name of your department.

A Thesis Submitted to the Faculty of the

**DEPARTMENT OF HISTORY**

Please ensure this is in all capital letters and that it is centered aligned.

If your college has the same name as your department (e.g. College of Optical Sciences or College of Nursing) enter the name of your college rather than your department.

A Thesis Submitted to the Faculty of the

**COLLEGE OF OPTICAL SCIENCES**

Please ensure this is in all capital letters and that it is centered aligned.

Leave an empty line, then enter “In Partial Fulfillment of the Requirements” on one line and “For the Degree of” on another line.

DEPARTMENT OF HISTORY

**In Partial Fulfillment of the Requirements**

**For the Degree of**

Please follow the capitalization on the sample page.  
Please ensure these are centered aligned.

Leave an empty line, then enter “MASTERS OF SCIENCE” or “MASTERS OF ARTS” depending on the degree you are earning.

For the Degree of

**MASTER OF ARTS**

Please ensure this is in all capital letters and that it is centered aligned.

Leave an empty line, then enter “In the Graduate College”

Leave an empty line, then enter “THE UNIVERSITY OF ARIZONA”

MASTER OF ARTS

**In the Graduate College**

**THE UNIVERSITY OF ARIZONA**

Please follow the capitalization on the sample page.  
Please ensure these are centered aligned.

Leave an empty line, then enter your expected graduation year.  
That should be the last item on your title page.

THE UNIVERSITY OF ARIZONA

2016

Please do not include the day or month; just enter the year.  
Please ensure this is centered aligned.



# Your title page should look like this:

WATER RIGHTS IN THE SOUTHWESTERN UNITED STATES, 1940-2005

by

Charles Johnson

---

Copyright © Charles Johnson 2016

A Thesis Submitted to the Faculty of the

DEPARTMENT OF HISTORY

In Partial Fulfillment of the Requirements

For the Degree of

MASTER OF ARTS

In the Graduate College

THE UNIVERSITY OF ARIZONA

2016

Please also watch our video on the Thesis Approval/  
Statement by Author Page.

That video covers the required wording and formatting for  
the second page of your thesis.

Please also remember to submit the Distribution Rights form  
and signed Approval Page to the Graduate College. You can  
email those forms to your degree counsellor.

# Thesis Formatting Guide

---

- There is a free dissertation and thesis formatting guide on the Graduate College website:

[www.grad.arizona.edu](http://www.grad.arizona.edu)

The Graduate College also has **Dissertation and Thesis Formatting Guides** available in o or thesis. Please review the relevant guide prior to submitting your work for archiving.

Master's students should choose the thesis  
formatting guide.

---

## Dissertation and Thesis Formatting Guides

The formatting guides below have been made to assist you with the formatting of your doctoral or master's thesis. If you have any questions or concerns that are not addressed in the formatting guides please contact your Degree Advisor.

[Doctoral Dissertation Formatting Guide](#) 

[Master's Thesis Formatting Guide](#) 

# Thank you.

---

- If you have any questions you can contact your graduate coordinator or your degree counselor in the Graduate College.
- The contact information for your degree counselor is available on the graduate College website:  
[www.grad.arizona.edu](http://www.grad.arizona.edu)
  - Contact Us/Departmental Program Contacts by Program