

Graduate Student Academic Services  
(GSAS)

would like to present

---

An Introduction to GradPath

# What is GradPath ?

---

- GradPath is the online advising and audit tool used to track your progress towards completing your degree.
- GradPath consists of simple, on-line forms for you to submit.

# Why is GradPath important ?

---

- You must submit all the GradPath forms in order to graduate.
- GradPath is designed to assist in tracking progress towards your degree.

# Where do I find GradPath ?

Go to [uaccess.Arizona.edu](http://uaccess.Arizona.edu)

Log into Student Center



UAccess

## STUDENTS

[Student Center](#)

[Guest Center](#)

[Instructor Center](#)

[Administrative Staff](#)

## ADMINISTRATIVE

[Employee / Manager Self Service](#)

[Analytics / Reporting](#)

[Budget](#)

[Financials](#)

Use the drop down menu where you see “other academic”.

Student Center

**Student Center** ID

Academics

[Search](#)  
[Plan](#)  
[Enroll](#)  
[My Academics](#)  
[Booklist](#)

**i** You are not enrolled in classes.

[enrollment shopping cart](#)

SEARCH FOR CLASSES

Notices & Holds

[Update Emergency Contact](#)

[details](#)

other academic...

Select GradPath forms from the drop down menu.


The screenshot displays a web interface with the following elements:

- Academics** (dropdown menu)
- [Search](#)
- [Plan](#)
- [Enroll](#)
- [My Academics](#)
- [Booklist](#)
- SEARCH FOR CLASSES** (button)
- Notices & Holds** (dropdown menu)
- [Update Emergency Contact](#)
- [details](#) (link)
- You are not enrolled in classes.** (notification)
- [enrollment shopping cart](#) (link)
- GradPath Forms** (dropdown menu, highlighted in yellow)

Click on the blue double arrow.

---

GradPath Forms



You are first directed to the landing page, from there, click the GradPath Forms link.

---

[Academic Advising Survey](#)

### Graduate Degree Certification Forms

[GradPath Forms](#)

[Graduate Petition](#)

[Leave of Absence Request](#)



# Master's students have four required GradPath forms.

## ▼ MS - Optical Sciences ( Completed Program)

Responsible Conduct of Research Statement (OPTIMS)

[View Current](#)



Plan of Study (OPTIMS)

[View Current](#)



Master's/Specialist Committee Appointment Form (OPTIMS)

[View Current](#)



Master's/Specialist Completion Confirmation (OPTIMS)

[View Current](#)



# Doctoral students have nine required GradPath forms.

## ▼ PHD - Optical Sciences ( Completed Program)

Responsible Conduct of Research Statement (OPTIPHD)

[View Current](#)



Plan of Study (OPTIPHD)

[View Current](#)



Comp Exam Committee Appointment Form (OPTIPHD)

[View Current](#)



Announcement of Doctoral Comprehensive Exam (OPTIPHD)

[View Current](#)



Results of Comprehensive Exam (OPTIPHD)

[View Current](#)



Doctoral Dissertation Committee Appointment (OPTIPHD)

[View Current](#)



Prospectus/Proposal Confirmation (OPTIPHD)

[View Current](#)



Announcement of Final Oral Defense (OPTIPHD)

[View Current](#)



Results of Final Oral Defense (OPTIPHD)

[View Current](#)



There is one additional, optional GradPath form, this is the Transfer Credit form.

▼ Other forms

Transfer Credit Form

View Current



# For multiple degrees you will have multiple sets of GradPath forms.

▼ MS - Optical Sciences ( Completed Program)		
Responsible Conduct of Research Statement (OPTIMS)	<a href="#">View Current</a>	<a href="#">i</a>
Plan of Study (OPTIMS)	<a href="#">View Current</a>	<a href="#">i</a>
Master's/Specialist Committee Appointment Form (OPTIMS)	<a href="#">View Current</a>	<a href="#">i</a>
Master's/Specialist Completion Confirmation (OPTIMS)	<a href="#">View Current</a>	<a href="#">i</a>
▼ PHD - Optical Sciences ( Completed Program)		
Responsible Conduct of Research Statement (OPTIPHD)	<a href="#">View Current</a>	<a href="#">i</a>
Plan of Study (OPTIPHD)	<a href="#">View Current</a>	<a href="#">i</a>
Comp Exam Committee Appointment Form (OPTIPHD)	<a href="#">View Current</a>	<a href="#">i</a>
Announcement of Doctoral Comprehensive Exam (OPTIPHD)	<a href="#">View Current</a>	<a href="#">i</a>
Results of Comprehensive Exam (OPTIPHD)	<a href="#">View Current</a>	<a href="#">i</a>
Doctoral Dissertation Committee Appointment (OPTIPHD)	<a href="#">View Current</a>	<a href="#">i</a>
Prospectus/Proposal Confirmation (OPTIPHD)	<a href="#">View Current</a>	<a href="#">i</a>
Announcement of Final Oral Defense (OPTIPHD)	<a href="#">View Current</a>	<a href="#">i</a>
Results of Final Oral Defense (OPTIPHD)	<a href="#">View Current</a>	<a href="#">i</a>

# Responsible Conduct of Research

---

This is the first GradPath form for all students.

It confirms your acceptance of the University's Academic Code of Integrity and your recognition of the need to ensure that your research complies with university, disciplinary and federal standards for ethical procedures.

Until you complete this form you will not have access to any of the other forms.

For a Master's student forms must be submitted in this order:

---

Responsible Conduct of Research

Plan of Study

Master's/Specialist Committee

The final form, the Master's/Specialist Completion is submitted by your department.

# Why are some forms grayed out?

▼ MS - Finance ( Active in Program)		
Responsible Conduct of Research Statement (FINMS)	<a href="#">View Current</a>	<a href="#">i</a>
Plan of Study (FINMS)	<a href="#">View Current</a>	<a href="#">i</a>
Master's/Specialist Committee Appointment Form (FINMS)	<a href="#">View Current</a>	<a href="#">i</a>
Master's/Specialist Completion Confirmation (FINMS)	<a href="#">View Current</a>	<a href="#">i</a>
▼ Other forms		
Transfer Credit Form	<a href="#">View Current</a>	<a href="#">i</a>

Forms are grayed out if prior forms must be submitted and approved first.

If this is the first time you submit a particular form you can click the “Create New” button.

Master's/Specialist Committee Appointment Form (ARECMS)

View Current

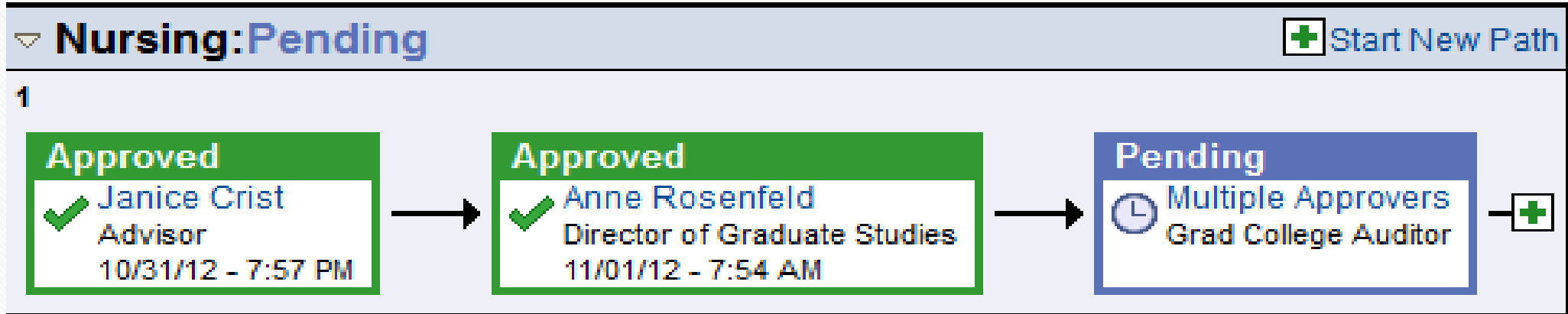
CREATE NEW

Modify



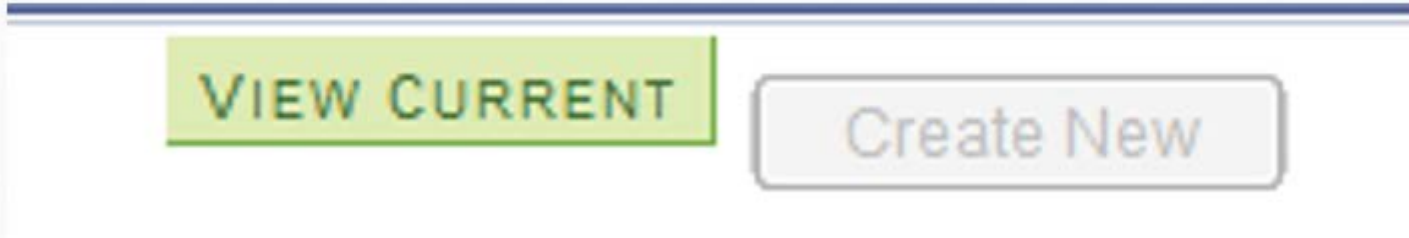


After you submit the form you can see who has yet to make a decision and when they received the form.



When someone approves your form, it will route automatically to the next reviewer.

If your form is still pending approval you can only use the “View Current” button.



VIEW CURRENT

Create New

If your form has already been approved by the last reviewer you can “View Current” or “Modify”.

Plan of Study (ARECMS)


VIEW CURRENT

Create New

MODIFY

For more information on GradPath please visit the Graduate College site: [www.grad.arizona.edu](http://www.grad.arizona.edu)


THE UNIVERSITY OF ARIZONA



Graduate College


Essential Information ▾ Outreach and Initiatives ▾ Resources For ▾

Essential Information




Programs of Study

Outreach and Initiatives



The Graduate Center

Resources For



Prospective Students

We have a section on GradPath frequently asked questions for students.

[Home](#) » [Academic Services](#) » [GradPath](#) » [GradPath FAQ](#)

## GradPath Frequently Asked Questions

### Filter by Audience

New And Current Students ▼

Leave blank for all. Otherwise, the first selected term will be the default instead of "Any".

- [How do I navigate to GradPath forms in UAccess Student?](#)
- [How do I see who my form is being routed to or where it is in the process?](#)
- [I'm filling out a form, and I cannot find my advisor or committee member to select. What do I do?](#)
- [What if I can't create the next form I need?](#)
- [What if I've already submitted some forms on paper?](#)

# Thank you.

---

- If you have any questions you can contact your graduate coordinator or your degree counselor in the Graduate College.
- The contact information for your degree counselor is available on the graduate College website:  
[www.grad.arizona.edu](http://www.grad.arizona.edu) Contact Us/Departmental Program Contacts by Program